

# Razor®

high-resolution photopolymer capillary film

## Razor Film

The Razor Film has the following cutting edge characteristics:

- Pure Photopolymer — Extended Shelf Life
- Wide Exposure Latitude
- Excellent Solvent Resistance
- Excellent Adhesion to a Variety of Meshes including Polyester and Stainless
- Non-blocking
- Excellent Imaging
- Very fine line and halftone printing
- Works with Solvent and UV inks



### MATERIALS

#### REQUIRED

Exposure unit  
Washout sink  
Clean work area

#### RECOMMENDED

Drying cabinet  
Pressure washer  
Chromaline Exposure  
Calculator

### CHEMICALS

#### REQUIRED

Chroma/Clean™  
mesh degreaser  
Chroma/Strip™  
screen reclaimer

#### RECOMMENDED

Chroma/Haze™  
haze remover  
Chroma/Brade™  
mesh abrader  
Chroma/Set™  
stencil hardener  
Chroma/Wet™  
wetting agent

### SAFETY AND HANDLING

There are no hazards associated with this product when used within reasonable standards of industrial hygiene and safe working practices. Refer to MSDS for further information.

### STORAGE

**Pre-sensitized Razor** films are light sensitive and should be opened only under yellow or subdued lighting. Chromaline recommends that unexposed film be stored in sealed original container in a cool, dry area.

**Coated, unexposed screens** can be stored as long as one month in a clean, cool, dry and completely dark area.

**Shelf life** is 24 months when stored between 65°F and 75°F. Film degrades quickly when stored above 110°F. Store film in sealed tube when not in use.



## Chromaline Screen Print Products

4832 Grand Ave. • Duluth, Minnesota 55807 • Tel: 218-628-2217 • Fax: 218-628-3245  
Web Site: [www.chromaline.com](http://www.chromaline.com) • E-mail: [sales@chromaline.com](mailto:sales@chromaline.com)



## INSTRUCTIONS

### DEGREASE

Using Chroma/Clean™ mesh degreaser, work up a lather on both sides of mesh. Rinse thoroughly.




### WET

Capillary films require a thoroughly wet screen. With the screen in a vertical position, paint Chroma/Wet™ wetting agent onto the print side of the screen. (Use a separate brush just for this step.) Wait a moment, then flood entire screen with a garden type hose.

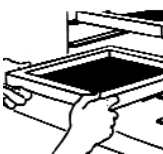
### ROLL-DOWN

Cut the film to size and roll it up emulsion side out. Re-flood the screen with water and attach the roll of film to the top of the print side of the screen. With slight pressure, roll the film down until the entire piece is in contact with the mesh. Use a window squeegee to remove excess water from the squeegee side only.




### DRY

Thoroughly dry the screen in a dark area (avoid high temperatures of 110°F 43°C and up). Remove the carrier just before exposing. If the carrier resists being pulled off, additional drying time is needed.



### EXPOSE

With polyester carrier peeled off, place the emulsion side of the positive against the print side of the screen in an exposure frame. Run an exposure test to determine your correct exposure. (See exposure guidelines at right.)



### DEVELOP

Gently spray both sides of screen with tepid water. Wait 30 to 60 seconds then wash the print side of the screen until image is fully open. Rinse both sides thoroughly. Dry screen completely and you are ready to print.



### RECLAIM

Apply Chroma/Strip screen reclaimer to both sides of screen. Scrub with a soft nylon bristle brush to ensure entire surface is wet and let it work for 30 to 60 seconds. Pressure wash out.



### EXPOSURE GUIDELINES

Exposure times were determined by using the Chromaline Exposure Calculator. Exposure times were set for a 5KW unit at 40" from the frame. All screen mesh was yellow in color.

Chromaline recommends use of an exposure calculator for correct times for your equipment. These figures are only a guide.

Film Thickness	Time
15 micron	10 - 40 sec.
18 micron	15 - 45 sec.
25 micron	20 - 50 sec.

### Mesh Selection

15 micron — use 380 and finer  
 18 micron — use 355 and finer  
 25 micron — use 305 and finer

For Technical Service  
 Call Toll Free **1-800-328-4261**  
 (Outside North America Call **+1-218-628-2217**)  
 Email: **help@chromaline.com**