

# CP Tex

Diazo sensitized direct emulsion for use with discharge, water-based and plastisol inks

## CP Tex

- Shoots fast with high resolution
- Extremely durable, yet reclaimable with high pressure washer
- Excellent water resistance
- High solids content:
  - 42% sensitized
  - 43.8% before sensitized
- Excellent coatability on a variety of mesh counts

*CP Tex diazo-based direct emulsion is easy to use with excellent resolution and high definition.*

### MATERIALS

#### REQUIRED

Exposure unit  
Washout sink  
Clean work area  
Scoop coater

#### RECOMMENDED

Drying cabinet  
Pressure washer

### CHEMICALS

#### REQUIRED

Chroma/Clean™ mesh degreaser  
Chroma/Strip™ screen reclaimer

### SAFETY AND HANDLING

CP Tex emulsion should be handled like any other direct emulsion. This material is not hazardous when used within reasonable standards of industrial hygiene and safe working practices. Refer to MSDS.



### STANDARD SIZES

Quart, gallon, 3.5 gallon, 50 gal. drum

### SPECIFICATIONS

Appearance: Light Violet  
Solids: 42% (sensitized)  
Viscosity: 4,300 CPS  
Exposure: Fast (see reverse)  
Other: Suitable for standard water-based inks

### STORAGE

**Expiration date.** Always check expiration date on sensitizer bottle to assure freshness.

**Sensitized CP Tex emulsion** has a shelf life of 3-4 weeks when stored at room temperature.

**Coated, unexposed screens** can be stored up to 2-3 weeks in a clean, cool, dry and completely dark area.

CHROMALINE DIAZO BASED TEXTILE EMULSION



www.chromaline.com  
(800) 328-4261

**WARNING:** This product can expose you to chemicals including 1,4-dioxane, which is known in the State of California to cause cancer. For more information go to [www.P65Warnings.ca.gov](http://www.P65Warnings.ca.gov)

An IKONICS Company | ISO 9001 Certified | NASDAQ Listed: IKNX



Follow us!

# CP Tex



## INSTRUCTIONS

### DEGREASE

Using Chroma/Clean™ mesh degreaser, work up a lather on both sides of mesh. Flood screen and frame thoroughly with garden type hose, then dry.




### MIX

Mix the emulsion and sensitizer according to the instructions on the bottle. To reduce air bubbles, let the emulsion stand at least 2 hours (preferably overnight) before using.

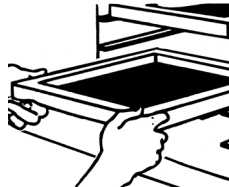
### COAT

Begin with room temperature emulsion. Using a scoop coater, slowly apply the first coat to the print side. Then coat the squeegee side and dry. If a thicker stencil is required, additional coats may be applied to the print side. Dry thoroughly between coats.




### DRY

Thoroughly dry screen in horizontal position, print side down, using a totally dark, clean drying cabinet. Temperature should not exceed 110°F (43°C).



### EXPOSE

Place emulsion side of photo-positive in contact with print side of screen. Exposure times for CP Tex will vary depending on your setup. See exposure guidelines at right for estimated exposure times.



### DEVELOP

Spray both sides of screen with lukewarm water, wait 30 seconds then wash print side of the screen until image is fully open. Rinse both sides thoroughly and place in dryer to dry. You are ready to print. Note: To speed development, use higher water pressure.



### RECLAIM

Apply Chroma/Strip screen reclaimer to both sides of screen. Scrub with a stiff nylon brush to ensure entire surface is wet; let it work a few moments until stencil begins to dissolve. Remove stencil residue with pressure washer, then rinse with garden type hose, thoroughly flooding screen and frame.



### EXPOSURE GUIDELINES

Note: Exposure times are suggested only as a guide. Use the step exposure method to determine optimal exposure times. Individual exposure times may vary depending upon equipment used, bulb age, and other shop conditions.

#### Exposure, 5k Metal Halide @ 40" (100 cm)

| Mesh           | Estimated Time |
|----------------|----------------|
| 230 tpi/90 tpc | 30-60 sec      |
| 110 tpi/43 tpc | 60-90 sec      |

#### Exposure, 20 Watt Cool White Fluorescent @ 4" (10 cm)

| Mesh           | Estimated Time |
|----------------|----------------|
| 230 tpi/90 tpc | 9-12 min.      |
| 110 tpi/43 tpc | 12-15 min.     |

Diazo based CP Tex works best with an exposing unit of high spectral output that peaks in the UV range of 350 to 420 nanometers (nm); 370 is optimal. Screens were coated 1x2 on yellow mesh.

We do not recommend grow lights.

For Technical Service  
Call Toll Free **1-800-328-4261**  
(Outside North America Call +1-218-628-2217)  
Email: **help@chromaline.com**